

LSI • R

Level of Service Inventory-Revised

By D.A. Andrews, Ph.D. & James L. Bonta, Ph.D.

Profile Report

Name:	Rex Darlington
Assessment Age:	37
Gender:	Male
Social Security #:	
ID Number:	
Referral Source:	
Reason for Referral:	
Present Offenses:	
Disposition:	
Rater:	
Purpose of Report:	
Context	Community: Presentence Report/Predisposition Report
Other Client Issues:	None Specified
Assessment Date:	March 22, 2001



MHS

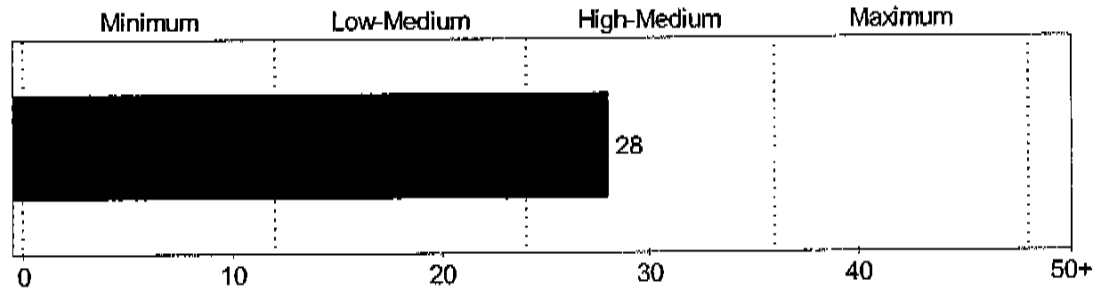
Copyright © 2001, Multi-Health Systems Inc.
P.O. Box 950, North Tonawanda, NY 14120-0950
3770 Victoria Park Ave., Toronto, ON M2H 3M6

Introduction

The Level of Service Inventory-Revised is a risk and needs assessment tool. This report summarizes the results of the LSI-R administration, and provides information pertinent to the assessment of the individual.

Overall Assessment Based on LSI-R Total Score

The graph below shows the LSI-R Total Score and indicates the classification level associated with that score.



Assessment Based on LSI-R Score

Source/Purpose of Classification	LSI-R Score
Overall LSI-R Score	High-Medium
Risk Level (Community)	Maximum level of supervision/service is suggested, but consider medium supervision with management and/or treatment of dynamic risk factors.
Probation Guideline	Maximum Surveillance
Halfway House	Not appropriate unless intensive supervision and treatment are also provided.
Probability of Recidivism	44%

Comparison to Prison Inmates

The score is as high or higher than 59.7% of a normative group of prison inmates tested with the LSI-R.

Important Note


This LSI-R was re-scored once due to the availability of new information.

Professional Discretion/Override

The professional discretion/override was not used in this case.

Assessment of Risk/Needs Based on LSI-R Subcomponents

The graph below displays specific areas, and indicates whether they are low, medium, or high risk/needs areas.



Details Regarding Subcomponent Risks/Needs

Criminal History

- 1. Any prior adult convictions: Yes
- 4. Three or more present offenses: Yes
- 6. Ever incarcerated upon conviction: Yes
- 8. Ever punished for institutional misconduct: Yes

Education/Employment

- 11. Currently unemployed: Yes
- 13. Never employed for a full year: Yes
- 14. Ever fired: Yes
- 17. Suspended or expelled at least once: Yes

Financial

- 22. Reliance upon social assistance: Yes

Family/Marital

- 24. Non-rewarding, parental: A relatively unsatisfactory situation with a need for improvement
- 26. Criminal-Family/Spouse: Yes

Accommodation

- 27. Unsatisfactory: A relatively unsatisfactory situation with a need for improvement
- 28. 3 or more address changes last year: Yes
- 29. High crime neighborhood: Yes

Leisure/Recreation:

- 31. Could make better use of time: A relatively unsatisfactory situation with a need for improvement

Companions

- 32. A social isolate: Yes
- 33. Some criminal acquaintances: Yes
- 35. Absence of anti-criminal acquaintances: Yes

Alcohol/Drug Problem

- 37. Alcohol problem, ever: Yes
- 38. Drug problem, ever: Yes
- 41. Law violations: Yes
- 42. Marital/Family: Yes
- 44. Medical: Yes

Emotional/Personal

- 46. Moderate interference: Yes
- 47. Severe interference, active psychosis: Yes
- 49. Mental health treatment, present: Yes

Attitudes/Orientation

- 51. Supportive of crime: A relatively unsatisfactory situation with a need for improvement
- 54. Poor, toward supervision: Yes

Summary of LSI-R Item Responses

The rater entered the following response values for the items on the Level of Service Inventory-Revised Form.

Item	Response	Item	Response	Item	Response
1.	Y	19.	2	37.	Y
2.	N	20.	2	38.	Y
3.	N	21.	3	39.	2
4.	Y	22.	Y	40.	3
5.	N	23.	3	41.	Y
6.	Y	24.	1	42.	Y
7.	N	25.	2	43.	N
8.	Y	26.	Y	44.	Y
9.	N	27.	1	45.	N
10.	N	28.	Y	46.	Y
11.	Y	29.	Y	47.	Y
12.	N	30.	N	48.	N
13.	Y	31.	1	49.	Y
14.	Y	32.	Y	50.	N
15.	N	33.	Y	51.	1
16.	N	34.	N	52.	2
17.	Y	35.	Y	53.	N
18.	3	36.	N	54.	Y

Additional Item Information

- 1. Number of prior convictions: Not Specified
- 4. Number of present offenses: Not Specified
- 8. Number of times punished for institutional misconduct: Not Specified
- 40. Type of drug associated with current drug problem: None Specified
- 45. Other indicators of drug problem: None Specified
- 50. Area of psychological assessment indicated: None Specified

User-Defined Questions

- 1. Registered owner of a firearm?
No
- 2. afasdf
dsf

Date Printed: Friday, October 26, 2001

End of Report

LSI-R

Level of Service Inventory-Revised

By D.A. Andrews, Ph.D. & James L. Bonta, Ph.D.

Group Report

Group Average LSI-R Score: 27.55
Group Standard Deviation: 14.29
Group Sample Size: 106 Males



MHS

Copyright © 2001, Multi-Health Systems Inc.
P.O. Box 950, North Tonawanda, NY 14120-0950
3770 Victoria Park Ave., Toronto, ON M2H 3M6

Introduction

The Level of Service Inventory-Revised is a risk and needs assessment tool. This report summarizes the results of a specific group against the normative data. This information is helpful in determining whether the group being assessed has risk/needs levels that are different (higher or lower) than the standard norms of the LSI-R.

Comparison of LSI-R Score between Current Group and a Normative Group

These tables display data pertaining to the percentage of the current group and the normative group with a particular LSI-R score.

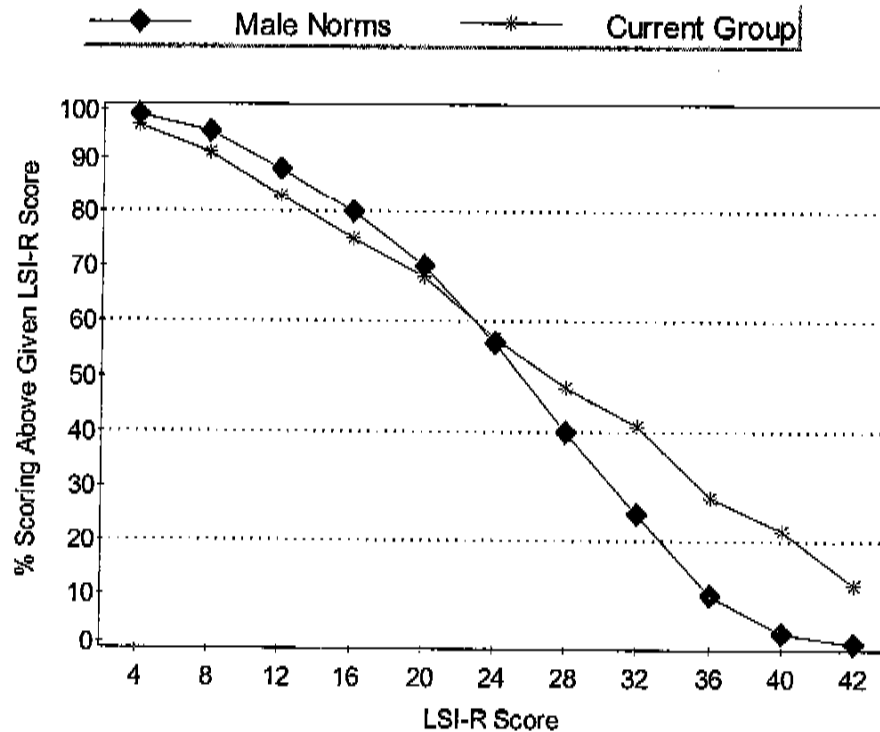
LSI-R Total Score	% of Normative Group Males ^a	% of Current Group ^b
44	1	12
40	3	22
36	9	28
32	23	41
28	40	48
24	56	57
20	70	68
16	80	75
12	88	83
8	95	91
4	98	96

^a This column represents percentage of the normative group scoring above the given LSI-R Total Score.

^b This column represents percentage of the current group scoring above the given LSI-R Total Score.

Comparison of Current Group vs. Established Norms

This chart compares the LSI-R scores of the selected group with established group norms. The group consists of 106 males.



Comparison to Male Norms

On average, individuals in the current group obtained higher LSI-R Total Scores than individuals in the normative group. The current group may be a higher risk/needs group than the normative group. There was, however, a lot of variation in the LSI-R scores obtained for this group.

Date Printed: Friday, October 26, 2001

End of Report